

THE CARRIER WAVE

PHANTOM FLYERS R/C CLUB



AMA #393 SAINT CHARLES, MO

June 2020

Newsletter of the Phantom Flyers R/C Club

<http://phantomflyersrc.com>

CLUB OFFICERS

Contact Number

President - Bill Ahrens	(314) 913-3819
Vice President - Mitch Galatioto	(314) 234-5141
Secretary - Ed White	(636) 219-2255
Treasure - Jose' Espinosa	(636) 947-6067
Safety Officer - Dave Evans	(636) 448-4800
Field Manager - Don Grzina	(636) 233-0193
Chief Flight Instructor - TBD	
Activities Chairperson - Jim West	(618) 498-9058

Send Membership Renewals to:

Ed White

10 Wolf Ridge Ct

St Charles, MO 63303

Board of Directors:

Work

Home

Ed White	Retired	(636) 219-2255
Dan Sundman	(314) 749-4029	(314) 749-4029
Mitch Galatioto	(314) 234-5141	
Dave Evans	Retired	(636) 448-4800

Phantom Flyers RC Club Meeting Minutes

Phantom Flyers RC Club Meeting Minutes -18 May 2020

The May club meeting was considered non-essential and canceled in consideration of the coronavirus.

Stay safe everyone!

Ed White
Club Secretary

The Club Officers wanted us to know;

The gate lock was giving us some trouble but it appears that the lubricant has soaked in and it seems to be working now.

Membership,

I am pleased to announce the return to our club meeting.

I would like to start at 6:00 or 6:30 as some do not like driving in the dark.

You can wear a mask if you want, but I will not make it mandatory.


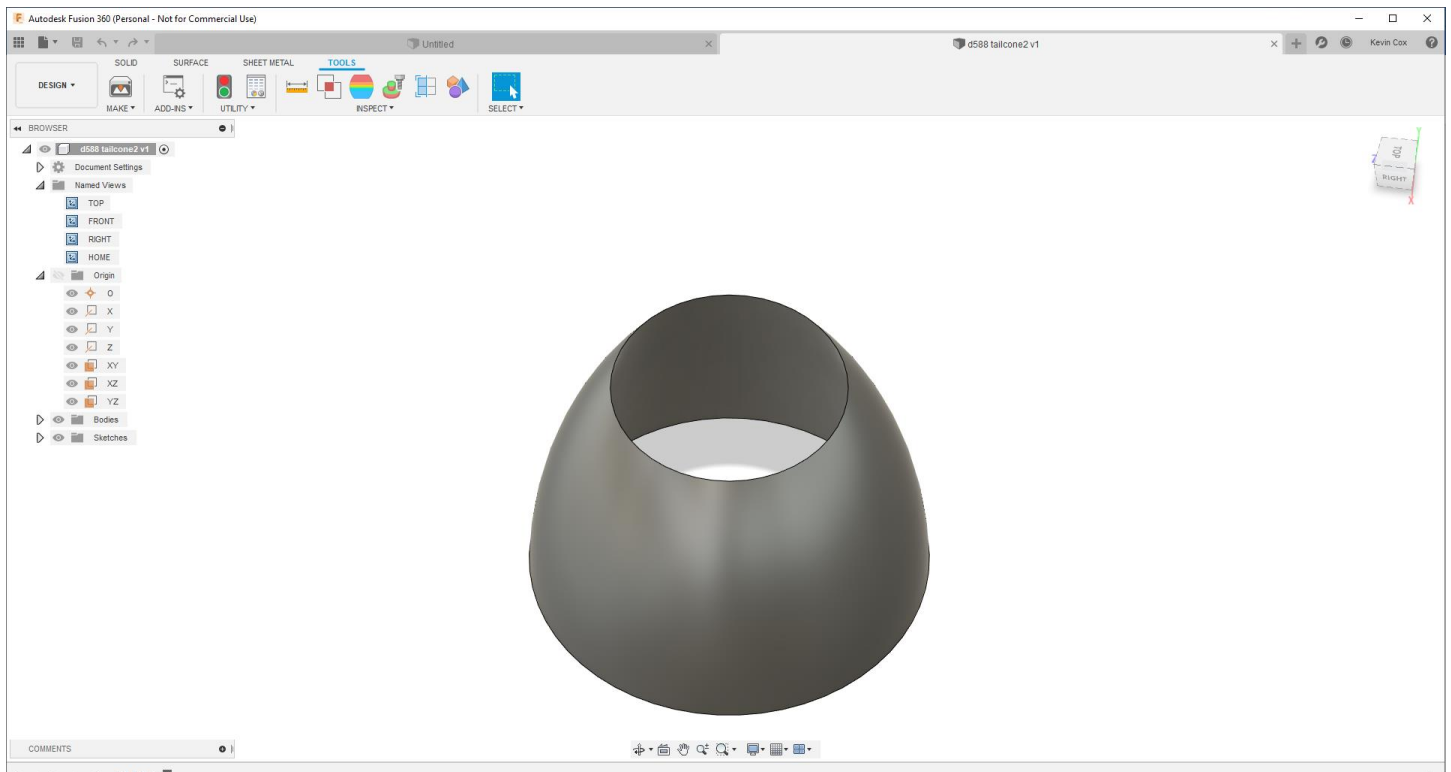
If you have any questions or concerns please contact me.


Thanks very much,
Bill Ahrens

The 3 sections of the fuselage are temporarily glued together and the hatch has been cut out for the FMS 80mm EDF unit. The forward section, from the nose to the rear of the canopy, will have a 1/64th thick ply liner for the battery area support. This was because to get the 6S battery to fit will require removal of all the foam the in that area.

I did a mock-up with a vertical fin and found out my drawings didn't match up to the photos of the actual aircraft. I had to fudge a few things but it looks closer to scale. A canopy was also carved out of foam and will be used as a plug for vacuum forming later.

I also used Fusion 360 CAD to design a tail cone so my 3D printer could do the work and I could brush up on my weak 3D CAD skills.





5 hours later the part is done! The weight is a hefty 1.6 oz so depending on CG balance needs I may use it for a plug for vacuum-forming.

Below is the mock-up. The new vertical and its spine needs more shape tweaking as well as the canopy. The tail cone is just taped on for appearance. It is a fairly long model!



2020 Mowing schedule is now available!

Please find attached the mowing schedule for this year. It covers June to mid October. Mower contact information is included on a second page. Please print and save the schedule for future reference. A copy of the schedule will be posted on the club web site. We have 16 mowing volunteers this year. Teams of three mean there is a new round of mowing after five sessions. I set the schedule by assigning random numbers to each name, sorting by the random number, and inserting three names in order for each week. I repeated the sequence four times to cover the remaining mowing season.

I have delayed posting a schedule for a couple of reasons. First, the Covid-19 health crisis caused the field to be closed for some time. So let me remind everyone to maintain safe health practice while at the field. However, if we can't keep three mowers six feet apart on six acres, we have real problems.

Second, the field suffered some vandalism over the winter leaving some vehicle tracks in the grassy areas off each end of the runway, and nearer the road off the south end of the parking area. I would advise mowing these areas by following the track on a tangent to the ruts; This is far more comfortable than mowing across the ruts. It is not the most efficient method, but is easier on the back side. If anyone finds mowing these areas too uncomfortable, feel free to let me know and I will cut the damaged areas at the next opportunity.

The red Zero-Turn mower has been equipped with a fuel cutoff valve to prevent flooding and hard starting of the engine. I have posted some photos in the storage shed showing the valve located near the left rear wheel. Please remember to close the valve once the mower is parked back in the shed.

I want to take this opportunity to remind mowers to check engine oil level before mowing. The proper method is to remove the dipstick, wipe it dry, then reinsert it back into the fill tube without screwing the dipstick down. Oil level within the hatched area of the dipstick is within limits.

As field manager, I want to thank each of you for volunteering. Please contact me with any issues relative to the equipment.

Don Grzina
Field Manager

**IF YOU ARE UNABLE TO MOW THE SCHEDULED WEEK,
IT IS YOUR RESPONSIBILITY TO SWAP WITH A REPLACEMENT.**

June				
5	12	19	26	
Ed White	Wm McMenamy	Jose Espinoza	Jack Buydos	
Wayne Knaust	Brad Young	Bill Ahrens	Jim Alberico	
John Klein	Mitch Galatioto	Jan Jansen	Kevin Cox	
July				
3	10	17	24	31
Don Grzina	Wayne Knaust	Jack Buydos	Wm McMenamy	Kevin Cox
Willie Hinnah	Jim Alberico	Mitch Galatioto	Willie Hinnah	Bill Ahrens
Jim West	Jose Espinoza	Brad Young	John Klein	Don Grzina
August				
7	14	21	28	
Jan Jansen	Kevin Cox	Wayne Knaust	John Klein	
Ed White	Mitch Galatioto	Bill Ahrens	Jim Alberico	
Jim West	Wm McMenamy	Jim West	Brad Young	
September				
4	11	18	25*	
Ed White	Jan Jansen	Brad Young	Mitch Galatioto	
Willie Hinnah	Jack Buydos	Jim Alberico	Willie Hinnah	
Jose Espinoza	Don Grzina	Jim West	Jack Buydos	
October				
2	9	16	23	30
Jan Jansen	Don Grzina	William McMenamy		
Jose Espinoza	John Klein	Kevin Cox		
Wayne Knaust	Bill Ahrens	Ed White		

* Note: Weekend of the Phantom Flyers Pattern Contest; much preferred to be completed by sundown Thursday, Sep 24th. Additional volunteers for field prep will be greatly appreciated.

Event	Club	Type	Day	Date	CD	Remarks
Snow Fly	PFRC		Wednesday	1-Jan		
MARCH				1-Mar		
2M Sailplane Contest	MVSA	2M Sail	Saturday	21-Mar		
APRIL				1-Apr		
Swap Meet - Granite City	MAW	Swap	Saturday	4-Apr	??	
2M Sailplane Contest	MVSA	2M Sail	Saturday	18-Apr		
MAY				1-May		
F3A Aerobatic Fun Fly - Hillsdale	RCB	F3A	Saturday	2-May	CANCELLED	Hillsdale Lake, Olathe KS
Tail Gate Swap Meet	Spirits	Swap	Saturday	9-May	CANCELLED	
2M Sailplane Contest	MVSA	2M Sail	Saturday	16-May		
Pylon Racing	Spirits	Race	Saturday	16-May	CANCELLED	
2M Sailplane Contest	PFRC	2M Sail	Saturday	23-May	CANCELLED	
Innsbrook Float Fly	Innsbrook	Float	Saturday	23-May	CANCELLED	
F3A Pattern Contest - Hillsdale	RCB	F3A	Saturday	30-May	CANCELLED	Hillsdale Lake, Olathe KS
JUNE				1-Jun		
Electric Fly In	MAW	Elec	Saturday	6-Jun		Pontoon Beach, IL
Chuck Mack F3A Pattern Contest	Joliet	F3A	Saturday	6-Jun	CANCELLED	Edwood, IL
2M Sailplane Contest	PFRC	2M Sail	Saturday	13-Jun	CANCELLED	
F3A Pattern Contest - Anoka	Anoka	F3A	Saturday	13-Jun	Brian Dorf	Anoka, MN
2M Sailplane Contest	MVSA	2M Sail	Saturday	20-Jun		
F3A Pattern Contest - Pittsburg	Pittsburg	F3A	Saturday	27-Jun	CANCELLED	Pittsburg, KS
F3A Pattern Contest - Chicago	Tri Village	F3A	Saturday	27-Jun	CANCELLED	Hanover Township, IL
JULY				1-Jul		
Warbird/Classic/Giant Scale Fly in	MAW	Warbd	Saturday	11-Jul		
F3A Pattern Contest - Lee's Summit	KCRC	F3A	Saturday	11-Jul		Lee's Summit ,MO
Wright City Flyers 29th Anniversary	Wright	Fun	Saturday	11-Jul	Joint Fun fly with PFRC still on schedule	
Meet Me in St Louis Pattern Fly In	PFRC	F3A	Saturday	18-Jul	CANCELLED	Pattern NATS cancelled
2M Sailplane Contest	MVSA	2M Sail	Saturday	18-Jul		
F3A Pattern Contest - NATS	AMA	F3A	Sunday	19-Jul	CANCELLED	
2M Sailplane Contest	PFRC	2M Sail	Saturday	25-Jul	NEED	
Pylon Racing	Spirits	Race	Saturday	25-Jul		
AUGUST				1-Aug		
F3A Pattern Contest - Omaha	Omahawk	F3A	Saturday	8-Aug	Bob Wheeler	Omaha, NE
Scale Fly-In and Contest	PFRC	Scale	Saturday	8-Aug	Don Grzina	
2M Sailplane Contest	MVSA	2M Sail	Saturday	15-Aug		
F3A Pattern Contest - Cedar Rapids	C. Rapids	F3A	Saturday	22-Aug	Mark Barnett	Cedar Rapids, Iowa
Joint Fun Fly - @PFRC	PFRC	Fun	Saturday	29-Aug	NEED	
SEPTEMBER				1-Sep		
Innsbrook Float Fly	Innsbrook	Float	Saturday	5-Sep		
F3A Pattern Contest - Great Bend	Mack SF	F3A	Saturday	12-Sep	Joe Dunnaway	Great Bends, KS
2M Sailplane Contest	PFRC	2M Sail	Saturday	12-Sep	NEED	
2M Sailplane Contest	MVSA	2M Sail	Saturday	19-Sep		
3D Fly In	MAW	3D	Saturday	19-Sep		
F3A Pattern Contest - Tamarack		F3A	Saturday	19-Sep	Joe Burzinski	Menomonee, WI
F3A Pattern Contest	PFRC	F3A	Saturday	26-Sep		
Pylon Racing	Spirits	Race	Saturday	26-Sep		
Jet Fly	MAW	Jet	Saturday	26-Sep		
OCTOBER				1-Oct		
2M Sailplane Contest	PFRC	2M Sail	Saturday	17-Oct	NEED	
DECEMBER				1-Dec		
Christmas Dinner	PFRC	XMAS	Saturday	5-Dec	Bill Ahrens	
Joint Fun Fly - @Wright City	Wright	Fun				Date TBD

Phantom Flyers RC CLUB

(Be sure to explore our website: phantomflyersrc.com)

2020 MEMBERSHIP APPLICATION

- Regular \$150/year x ___ yr(s) = _____
 Family (IRS Dependents) \$155/year x ___ yr(s) = _____
 Non-Participant (Non flying) \$15/year x ___ yr(s) = _____
 Anonymous Donations Welcome

Note: All new applications received after 1 July of this year will receive next year's dues free

***** Late Renewal Fee ***** \$15 _____

(Late fee required if member has not paid by 31 Dec)

Total Amount Due = _____

Make checks payable to:
Phantom Flyers RC Club, Inc.

	<u>Eligible Member</u>	<u>Additional Family Member</u>
Member Name (/Nickname)	_____	_____
AMA Number	_____	_____
Primary Phone (home/cell)	_____	_____
Secondary Phone (work/cell)	_____	_____
Street	_____	_____
City, State, Zip	_____	_____
Spouse's Name	_____	_____
Primary E-Mail Address	_____	_____
Can Mow Flying Field? (Yes/No)	_____	_____

My signature below signifies that:

I have read, understood and will abide by the Phantom Flyers RC Safety and Field Use Rules.

I understand that my participation in this activity is purely voluntary and I agree to hold Phantom Flyers RC Club, Inc. harmless for any and all liability for any injuries including death, which I might sustain while participating in this activity.

Signature: _____ Date: _____

Submit form and membership dues to:
 Ed White
 10 Wolf Ridge Ct.
 St. Charles, MO 63303
 Full members only, please send S.A.S.E.

<i>For Club Administrative Use Only</i>	Dues Received _____ Date	Current AMA Received/Shown _____ Date
---	-----------------------------	--



<http://phantomflyersrc.com/>

<https://www.facebook.com/Phantom-Flyers-RC-Club-139791882811519/>

Check there for the back issues of the Carrier Wave Newsletter, mowing schedule, event calendar and club roster/contact information (handy for mowing).

Articles, pictures and tech notes for publishing in the Carrier Wave are always appreciated. Let us know what you are building, repairing or flying!

Send them to:

kevcox@charter.net